

Tet-1204

ACAROLOGY LABORATORY
THE OHIO STATE UNIVERSITY

THE GENUS *EUTETRANYCHUS* IN U.A.R.,
WITH DESCRIPTION OF THREE NEW SPECIES

(Acarina : Tetranychidae)

(with 21 Text-Figures)

by HASSAN H. ATTIAH, 1967

Head of Acarology Investigations, Ministry of Agriculture, Dokki, U.A.R.

INTRODUCTION

The only species of the genus *Eutetranychus* reported from Egypt was *E. orientalis* (Klein). It was found on citrus trees, *Ricinus communis*, various ornamental trees, and lately on cotton and on some different other hosts plants, mixed with *E. orientalis* in many cases. This induced the present author to examine the slides of mites preserved in the collection of the Ministry of Agriculture and labelled *E. orientalis*. Four other species exist in the U.A.R., of which three are new.

Tarsi of the genus *Eutetranychus* end in four tenent hairs with the empodium reduced to a small rounded protuberance. Tarsus I bears twelve tactile densely pubescent setae of which the apical pair is broad. Moreover, the tarsus is provided with six sensory setae two of which are apical horn-like rods, three are curved and the 6th is ventral and nail-like. Tibia I in Egyptian species, is provided with nine tactile pubescent hairs and a number of sensory setae usually curved and varies from one to four, sometimes in the same species.

In almost all specimens of different species including those whose dorsal setae are set on strong tubercles, two pairs of hairs, the 3rd propodosomal and the humeral are not borne on tubercles.

Key to Egyptian species

- 1. Idiosoma with dorsal setae set on tubercles 2
- Idiosoma with none of dorsal setae set on tubercles ; first dorso-central hysterosomal setae well behind first dorso-lateral and humeral setae *palmatus* n. sp.

Bull. Soc. ent. Egypte, LI, 1967 (11).

② other species of the genus
same

2. Idiosoma with dorsal setae set on strong tubercles 3
 — Idiosoma with part of dorsal setae set on small tubercles 4
 3. Propodosoma with medio-dorsal striae more or less parallel
 *africanus* (Tucker)
 — Propodosoma with medio-dorsal striae forming crescent shapes
 *pyri* n. sp.
 4. First dorso-central hysterosomals in line with first dorso-laterals and
 humerals ; inner sacrals form a square with third hysterosomals **Striae**
between 2nd & 3rd hysterosomals transverse *orientalis* (Klein)
 — First dorso-central hysterosomals well behind first dorso-lateral and
 humeral setae ; inner sacrals form a rectangle with third hysterosomals
Striae in previous area longitudinal *citri* n. sp.

Eutetranychus palmatus n. sp.

Adults of *E. palmatus* may be recognised by having all the body setae not set on tubercles and by having the first dorso-central hysterosomals well beyond the first dorso-lateral and humeral setae.

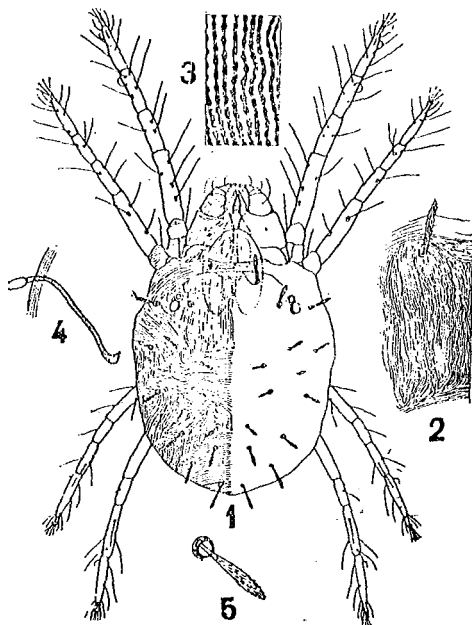


Fig. 1: *Eutetranychus palmatus* n. sp., adult female. — Fig. 2: Propodosomal striae. — Fig. 3: Lobes of propodosomal striae. — Fig. 4: Peritreme. — Fig. 5: Dorsal hair.

Female: Length 480 microns including rostrum, greatest width 300 microns. Stylophore rounded anteriorly. Peritreme ending in a simple enlargement. Tibia I with nine tactile and one sensory setae. Idiosoma with

dorsal integument finely striate, the striae bearing obvious lobes ; propodosoma with medio-dorsal striae mildly twisting. Idiosoma with dorsal setae not set on tubercles ; propodosomals, sacrals and clunals tend to be longer than others ; all setae lanceolate and serrate ; inner sacrals forming a slight rectangle with third pair of dorso-central hysterosomals.

Male : Unknown.

Host plants : Date palm (*Phoenix dactylifera*), found at Inchas (Sharkieh), 13.4.1940.

Remarks : This mite is very close to *E. bredini* Baker and Pritchard, but differs in the medio-dorsal propodosomal striae which is anastomosing and in the stylophore which is edentate in *E. bredini*. *E. bredini* occurs on date palm in some regions in Africa.

Eutetranychus africanus (Tucker)

In *E. africanus*, as considered here, most of the dorsal body setae are spatulate and almost equal in length ; however, they vary, being slender, almost rod-like. Stylophore edentate, body striations slightly but distinctly lobed.

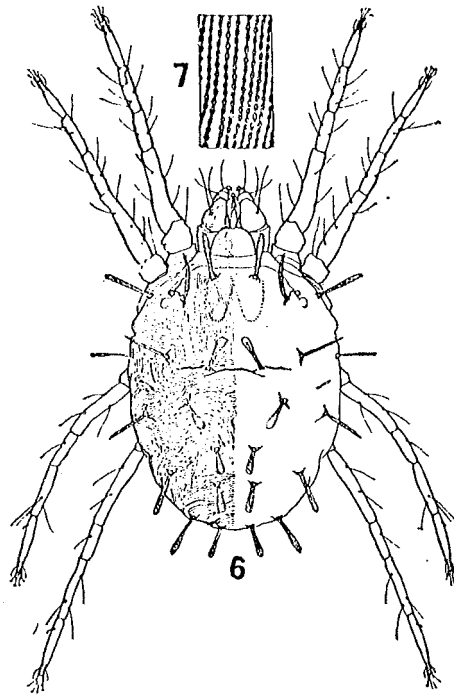


Fig. 6 : *Eutetranychus africanus* (Tucker), adult female.—Fig. 7 : Lobes of propodosomal striae.
Bull. Soc. ent. Egypte, LI, 1967.

Hosts include egg-plants at Aswan, cotton at Assiut, figs at Minya, prunes at Beni-Suef, apples and oranges at Giza and Fayoum.

Eutetranychus pyri n. sp.

Adults of *E. pyri* may be recognized by the crescent shapes formed by the propodosomal striae, which carry strong but sparse lobes. Dorsal setae are borne on strong tubercles.

Female: Length 450 microns including rostrum, greatest width 310 microns. Stylophore rounded anteriorly. Peritreme ending in a simple enlargement. Tibia I with nine tactile and one sensory setae; tibia II with five tactile setae. Idiosoma with dorsal integument finely striate, the striae bearing obvious widely spaced lobes; propodosoma with striae of tortuous

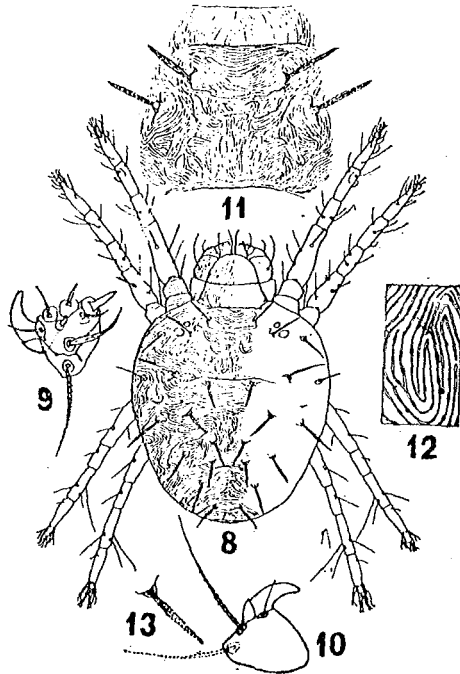


Fig. 8: *Eutetranychus pyri* n. sp., adult female. — Fig. 9: Palp tibia and tarsus. — Fig. 10: Palp tibia. — Fig. 11: Propodosomal striae. — Fig. 12: Lobes of propodosomal striae. — Fig. 13: Dorsal hair.

lines forming crescent shapes. Idiosoma with dorsal setae borne on strong tubercles (except third propodosomal and humeral); all setae around same in length, rod-shaped and serrate; inner sacrales forming a square with third pair of dorso-central hysterosomals.

Male : Unknown.

Host plants : Pear (*Pyrus communis*), from Barrage (Lower Egypt), 20.6.1956.

Eutetranychus orientalis (Klein)

Eutetranychus orientalis, as considered here, with body setae set on small but distinct tubercles ; however, central body setae i.e., central hysterosomals, inner sacrals and clunals are not set on tubercles. Body setae are spatulate with lateral ones longer. First central hysterosomals in line with first dorso-laterals and humerals ; inner sacrals form a square with third hysterosomals. (X)

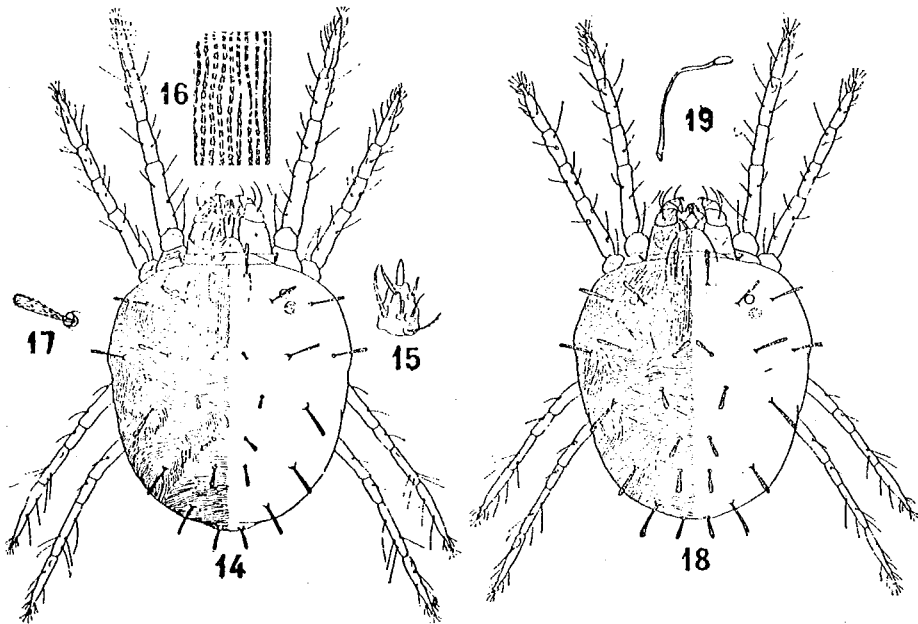


Fig. 14 : *Eutetranychus orientalis* (Klein), adult female. — Fig. 15 : Palp tarsus. — Fig. 16 : Lobes of propodosmal striae. — Fig. 17 : Dorsal hair. — Fig. 18 : Adult female. — Fig. 19 : Peritreme.

Host plants : Cotton at Assiut, egg-plant at Aswan, *Ricinus communis*, citrus trees and various ornamentals trees all over the country.

Eutetranychus citri n. sp.

Adults of *E. citri* may be recognized by having the first dorso-central hysterosomals well beyond the first dorso-lateral and humeral setae, the inner sacrals forming a slight rectangle with third pairs of dorso-central hysterosomals and by the dorso-central body setae being not set on tubercles.

Bull. Soc. ent. Egypte, LI, 1967.

Striae between 2nd & 3rd hysterosomals transverse

Female : Length 460 microns including rostrum, greatest width 280 microns. Stylophore rounded anteriorly. Peritreme ending in a simple enlargement. Tibia I with 9 and tibia II with five tactile setae, sensory setae variable in number. Idiosoma with dorsal integument finely striate, the striae bearing obvious lobes. Propodosoma with more or less parallel striae. Dorso-central body setae (as well as 3rd propodosomals and humerals) are not set on tubercles, rest of seta borne on small tubercles ; first hysterosomals

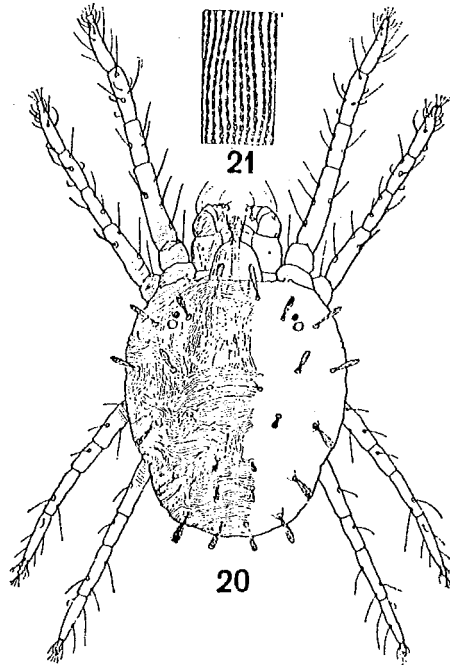


Fig. 20 : *Eutetranychus citri* n. sp., adult female. — Fig. 21 : Lobes of propodosomal striae. are not in line with first dorso-lateral and humerals, inner sacrals form slight rectangle with third dorso-central hysterosomals ; all setae spatulate, laterals longer. *Striae between 2nd & 3rd hysterosomals longitudinal*

Male : Not yet examined.

Host plants : Collected from lime trees at Abou-Zaabal (Sharkieh), 22.5.1966.

Remarks : This species is very close to *E. orientalis*, differing only in the locations of hysterosomal setae.

REFERENCES

- BAKER, E.W. and PRITCHARD, A.E. (1960) : The tetranychoid mites of Africa (*Hilgardia*, XXIX (11), pp. 455-574).
- SAYED, M.T. (1946) : The genus *Anychus* McGregor in Egypt and the Sudan (*Bull. Soc. Fouad Ier Ent.*, XXX, pp. 143-148).